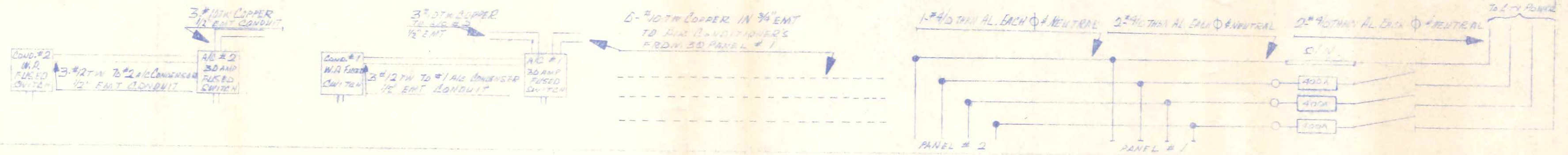
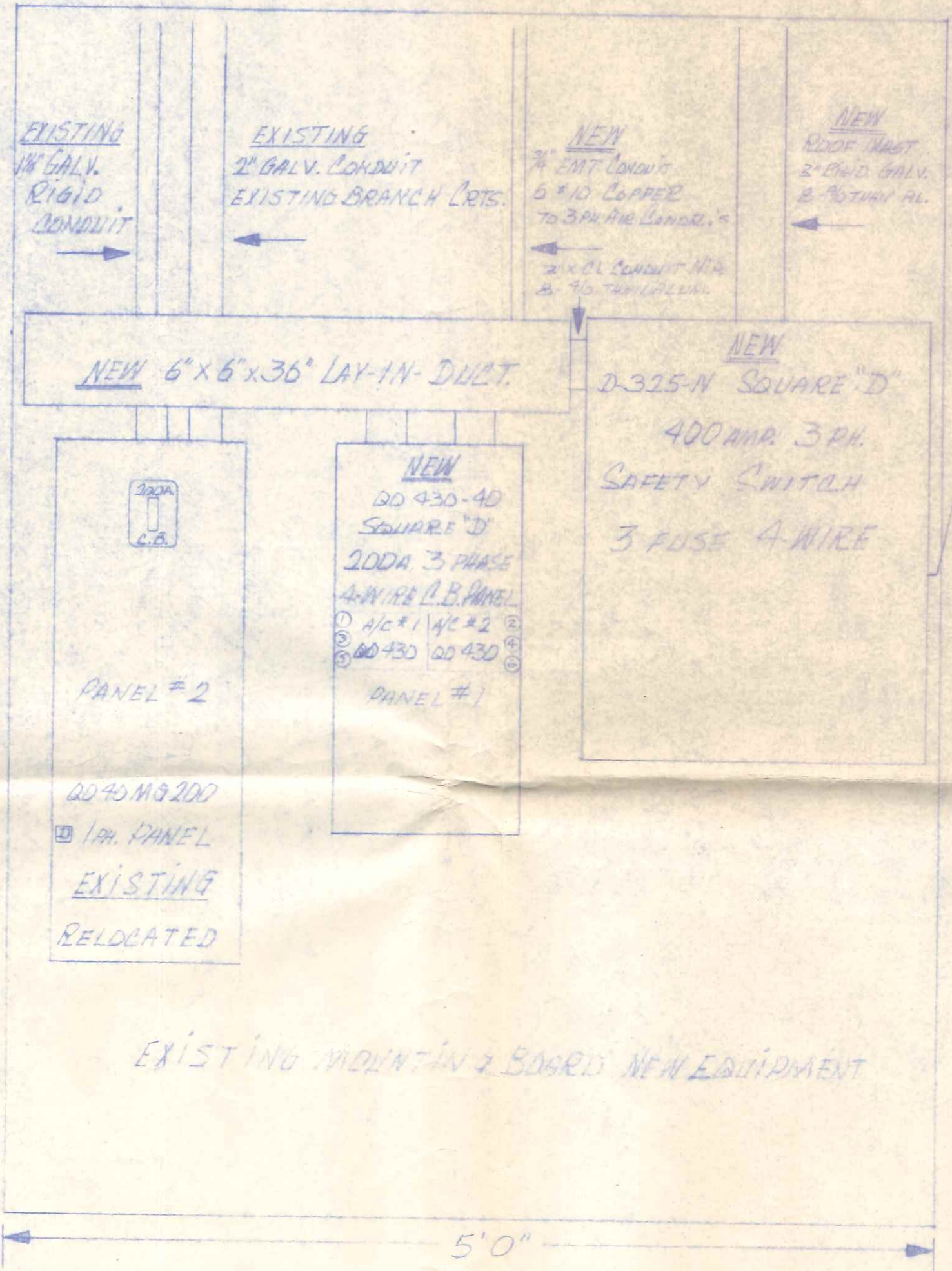


NOTE
 ALL ELECTRICAL WORK TO BE
 CONSTRUCTED IN ACCORDANCE
 WITH THE NATIONAL ELECTRICAL
 CODE SPECIFICATIONS LATEST EDITION
 NEC

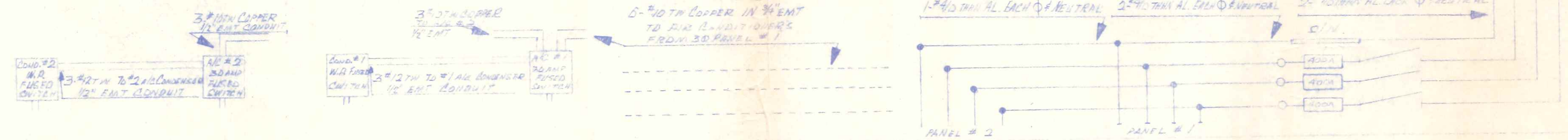
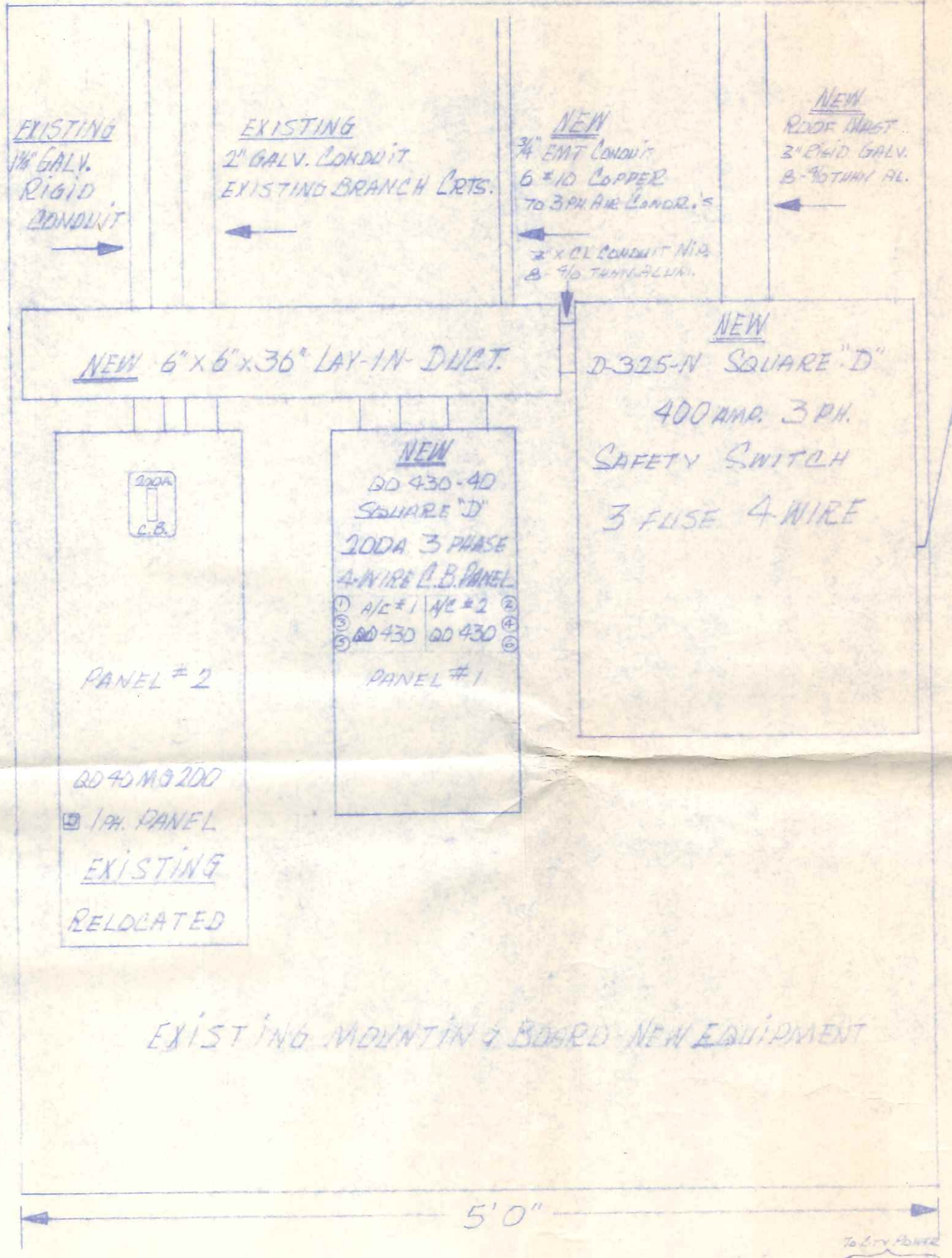
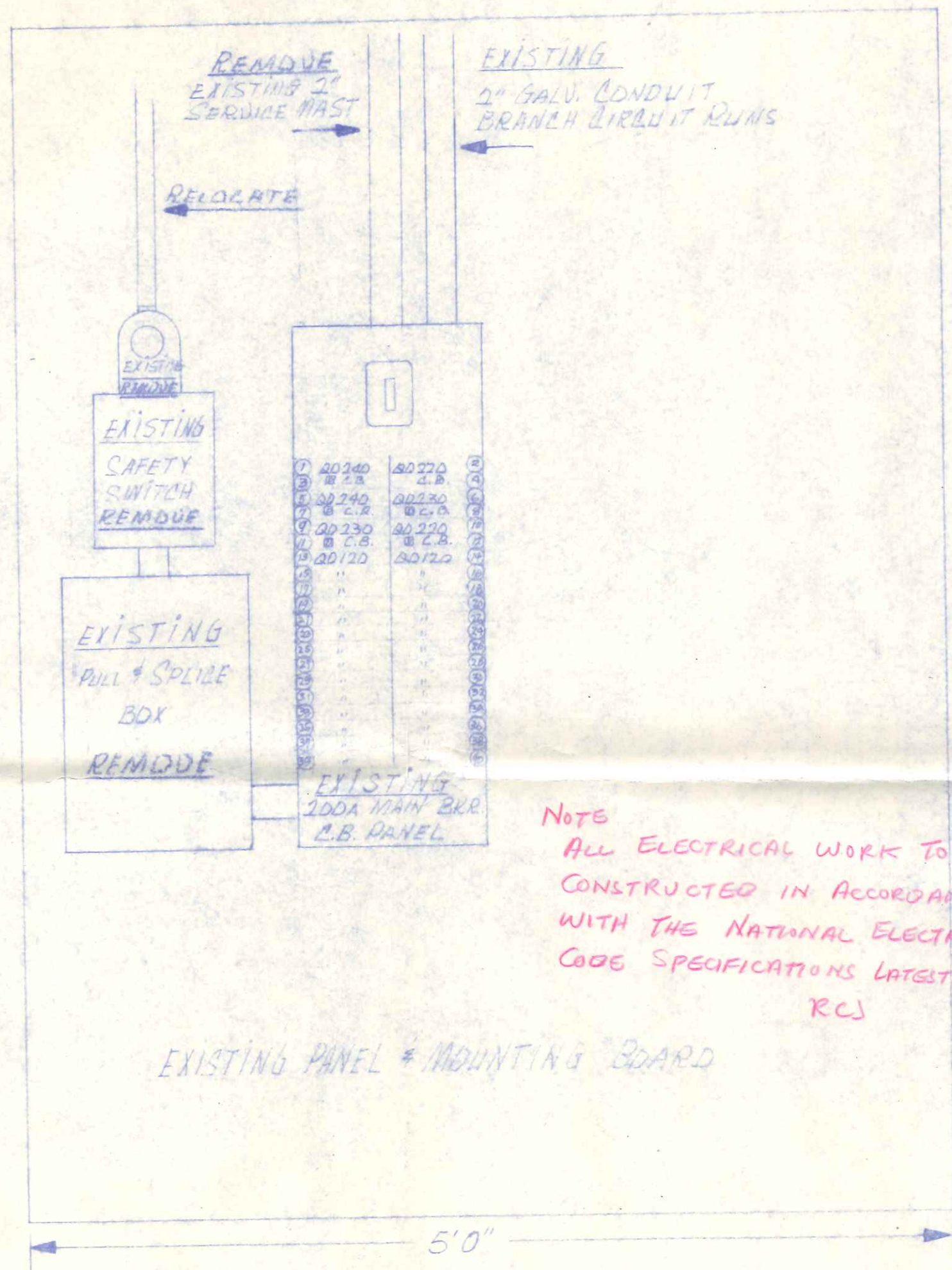


LUTHER RICHARD ROBE POST 8218 V.F.W.
 608 N. PERRY ST.
 NAPLES, FL 34104

- PROPOSED NEW 400AMP 3PHASE 4 WIRE ENTRANCE SERVICE
- SCOPE OF WORK
- 1 REMOVE EXISTING 200A MAIN BREAKER
 - 2 REMOVE EXISTING METER SOCKET, SWITCH BOX & SWITCH
 - 3 RELOCATE EXISTING 2\"/>
 - 4 INSTALL NEW 400A 3PH 4 WIRE ENTRANCE SERVICE
 - 5 INSTALL NEW 400A SAFETY DISCONNECT WITH
 - 6 INSTALL NEW 30A CIRCUIT BREAKER PANEL
 - 7 INSTALL 2 3 WIRE 3PH AIR CONDITIONER CIRCUITS
 - 8 PANEL #1 & 2 GALV. PANEL #2 4-#14AL FROM MAIN SERVICE

1008 N. Perry St
 SCALE 1/2" = 10"
 SYMATIC NOT TO SCALE

DRAWING BY - J.C.S.



LUTHER RICHARDS KOLBE - POST 8218 V.F.W.
 1002 N. PERRY ST.
 NARZLEDN, IA 43545

- PROPOSED NEW 400AMP 3PHASE 4 WIRE ENTRANCE SERVICE
- SCOPE OF WORK
- 1 REMOVE EXISTING 200A 1PH. ENTRY SERVICE
 - 2 REMOVE EXISTING METER SOCKET, SWIM POOL SWITCH
 - 3 RELOCATE EXISTING AS INDICATED ON DRAWING
 - 4 INSTALL NEW 400A 3PH 4 WIRE ENTRANCE SERVICE
 - 5 INSTALL NEW FUSED SAFETY SWITCH
 - 6 INSTALL NEW 30A CIRCUIT BREAKER PANEL
 - 7 INSTALL 2 3 WIRE 3PH AIR CONDITIONER CIRCUITS
 - 8 PANEL #1 4-80AL PANEL #2 4-80AL FROM MAIN BLDG.

DATE 3-9-74
 SCALE 1/2" = 10'
 SCHEMATIC NOT TO SCALE

DRAWING BY - J.C.S.